

# Bethlehem <sup>BG</sup> PUMPING UNITS

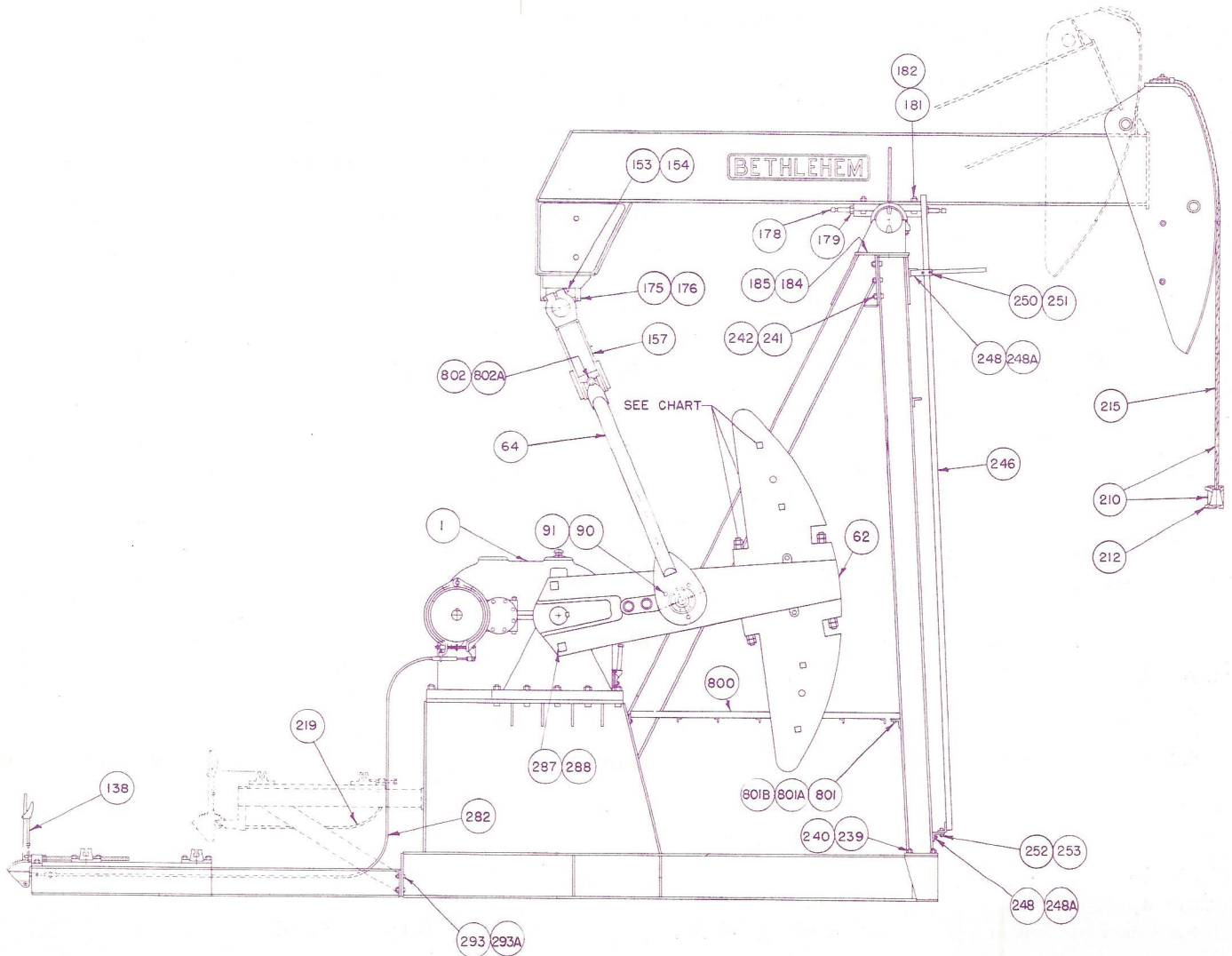
## PARTS LIST

114-143BG-74  
114-173BG-74

### INSTRUCTIONS FOR ORDERING PARTS

The following information must be furnished with all orders for BETHLEHEM BG Pumping Unit Parts:

1. Structural designation of Unit, e. g. 114-143BG-74
2. Serial Number of Unit (This number is stamped on gear box name plate.)



STRUCTURAL COMPONENTS

Item No.	Part No.	Description	No. Req'd.
1	DM-28938	Assembly, Reducer 114 DBN	1
62	DM-29800	Crank, 6468-B	2
64	BM-38417	Pitman, 59" Centers	2
90	907416	Screw, Cap, 3/4" x 2" (Pitman to Wrist Pin)	6
91	904114	Washer, Lock, 3/4" (Pitman to Wrist Pin)	6
153	902664	Bolt, Mach. w/Hex Nut 1" x 6-1/2" (Cross Beam to Tail Bearing)	2
154	904118	Washer, Lock, 1" (Cross Beam to Tail Bearing)	2
157	CM 35376	Cross Beam	1
175	902672	Bolt, Mach. w/Hex Nut 1" x 8-1/2" (Tail Bearing to Beam)	2
176	904118	Washer, Lock, 1" (Tail Bearing to Beam)	2
178	908350	Jack Screw (Adjusting Bolt, Beam) 1" x 6" Cup Point Set Screw	2
179	903116	Nut, Hex Jam 1"	2
181	902654	Bolt, Mach. w/Hex Nut 1" x 4" (Saddle to Beam)	4
182	904118	Washer, Lock, 1" (Saddle to Beam)	4
184	902834	Bolt, Mach. w/Hex Nut 1-1/4" x 4" (Saddle Bearing to Post)	4
185	904122	Washer, Lock, 1-1/4" (Saddle Bearing to Post)	4
210	BM-35093	Assembly, Wire Line	1
212	CM-10828	Carrier Bar	1
215		Wire Line, Size 1" x 20'6"	1
219	BP-13466	Brake Cable 8'6", Elevated Electric Motor	1
239	902830	Bolt, Mach. w/Hex Nut 1-1/4" x 3" (Post to base)	8
240	904122	Washer, Lock, 1-1/4" (Post to Base)	8
241	902458	Bolt, Mach. w/Hex Nut 3/4" x 1-1/2" (Rear to Front Post Leg)	12
242	904114	Washer, Lock, 3/4" (Rear to Front Post Leg)	12
246	CM 29656	Ladder	1
248	902462	Bolt, Mach. w/Hex Nut 3/4" x 2" (Ladder Bracket to Post) Lower	1
248	902458	Bolt, Mach. w/Hex Nut 3/4" x 1-1/2" (Ladder Bracket to Post) Upper	2
248-A	904114	Washer, Lock, 3/4" (Ladder Bracket to Post)	3
250	902280	Bolt, Mach. w/Hex Nut 1/2" x 1-3/4" (Clamps Upper Ladder Bracket)	4
251	904108	Washer, Lock, 1/2" (Clamps Upper Ladder Bracket)	4
252	902276	Bolt, Mach. w/Hex Nut 1/2" x 1-1/4" (Ladder to lower bracket)	2
253	904108	Washer, Lock 1/2" (Ladder to Lower Bracket)	2
256	902652	Bolt, Mach. w/Hex Nut, 1" x 3-1/2" (Reducer to Sub Base)	9
282	BP-13934	Brake Cable 12'0", High Speed Engine	1
287	902848	Bolt, Mach. w/Hex Nut 1-1/4" x 7-1/2" (Counterweight Stop)	4
288	904122	Washer, Lock, 1-1/4" (Counterweight Stop)	4
293	902464	Bolt, Mach. w/Hex Nut 3/4" x 2-1/4" (Base Joint)	4
293-A	904014	Washer, Cut, 3/4" (Base Joint)	8
800	CM 34793	Platform, Working	1
801	902370	Bolt, Mach. w/Hex Nut 5/8" x 1-3/4" (Working Platform)	4
801-A	904112	Washer, Lock, 5/8" (Working Platform)	4
801-B	904012	Washer, Cut, 5/8" (Working Platform)	4
802	902658	Bolt, Mach. w/Hex Nut 1" x 5" (Upper Pitman Connection)	2
802A	904118	Washer, Lock, 1" (Upper Pitman Connection)	2

COUNTERWEIGHT BOLTS: QUANTITY, SIZE, PART NUMBER

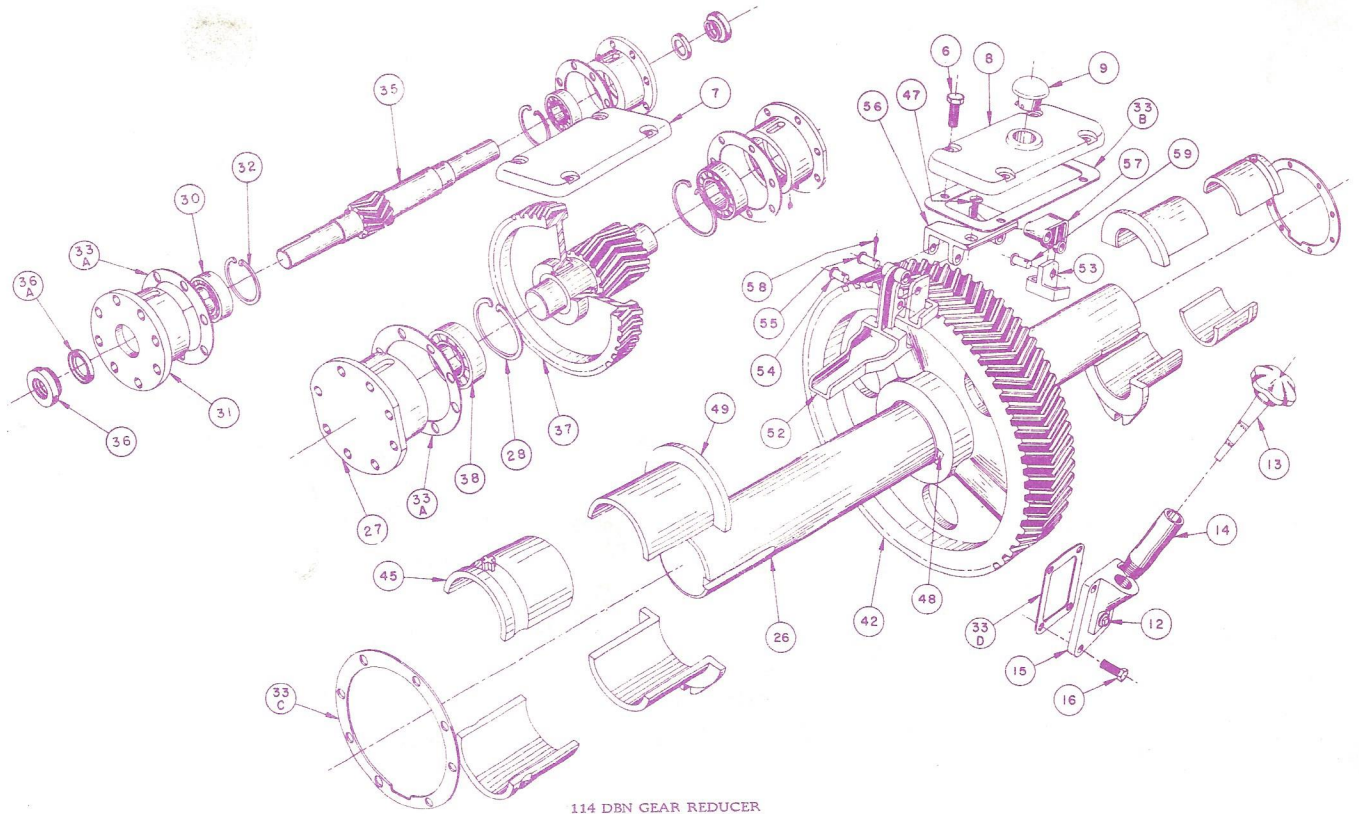
Counter Weight	50R - CM 34773	46R - CM 36222
Size and Part Number	50L - CM 34774	46L - CM 36223
Quantity of Bolts	2 Bolts	2 Bolts
Bolt Size and Part Number	1-1/4" x 7-1/2" A-5103	1-1/4" x 7-1/2" A-5103

FILLERWEIGHT BOLTS: QUANTITY, SIZE, PART NUMBER

Filler Weight	50 CF-34775	46 CF-36224
Quantity of Bolts	2 Bolts	2 Bolts
Bolt Size and Part Number	1" x 10" A-34839	7/8" x 8-1/2" A-36326



# Bethlehem <sup>BG</sup> PUMPING UNITS

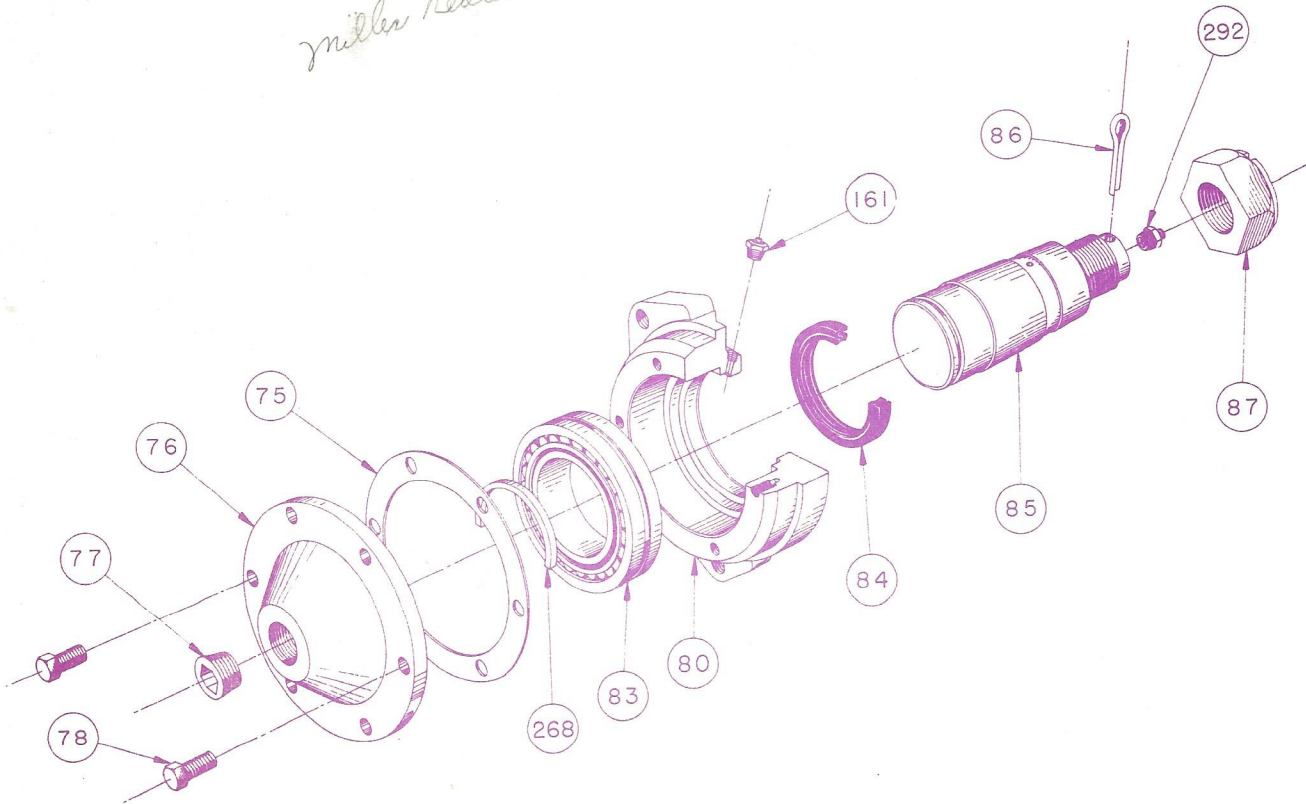


114 DBN GEAR REDUCER

Item No.	Part No.	Description	No. Req'd.
6	907172	Cap Screw, Inspection Cover 3/8" x 1-1/2"	8
7	AM 05896	Inspection Cover, H. S. Shaft	1
8	AM 05897	Inspection Cove, L. S. Shaft	1
9	AM 12944	Breather	1
12	923810	Pipe Plug, Oil Drain, 1"	1
13	BP 08761	Oil Gage	1
14	AM 10142	Pipe For Oil Gage	1
15	AM 09901	Cover Plate, Oil Drain	1
16	907250	Cap Screw, Cover Plate, 1/2" x 1-1/4"	4
26	BM 05920	Crankshaft	1
27	BM 08025	Bearing Carrier, S. S. Pinion	2
28	APO 8024	Snap Ring, S. S. Pinion Bearing Carrier	2
30	952013	Bearing, H. S. Pinion	2
31	BM 08040	Bearing Carrier, H. S. Pinion	2
32	AP 05605	Snap Ring, H. S. Pinion Bearing Carrier	2
33	AM 10781	Gaskets for Gear Box, Set Complete	4
33A	AP 05905	Gasket, Bearing Carrier, H. S. Pin, S. S. Pin.	2
33B	AP 05903	Gasket, Inspection Covers	2
33C	AP 05904	Gasket, Crankshaft Oil Seal	2
33D	AP 09480	Gasket, Oil Drain Cover Plate	1
35	BM 08039	H. S. Pinion	1
36	AM 24797	Oil Seal, H. S. Shaft	2
36A	AP 24798	Slinger, H. S. Oil Seal	2
37	CM.25688	S. S. Pinion and H. S. Gear Assembly	1
38	952016	Bearing, S. S. Pinion	2
42	CM 25682	Slow Speed Gear	1
45	BM 05914	Bronze Bushing, Crankshaft, Long	1
46	904106	Lock Washer, Oil Wiper 3/8"	2
47	907172	Cap Screw, Oil Wiper, 3/8" x 1-1/2"	2
48	AM 06821	Key S.S. Gear to Crankshaft	1
49	BM 05913	Bronze Bushing, Crankshaft, Short	1
51	AM 05901	Blade, Oil Wiper	1
52	BM 05919	Spout, Oil Wiper	1
53	AM 05600	Blade, Oil Wiper	1
55	AM 04667	Oil Wiper Pin, Hanger to Bracket	2
56	AM 05900	Bracket, Oil Wiper	1
57	AM 05902	Hanger, Oil Wiper	2
58	916046	Cotter, Oil Wiper Pins	4
59	AM 05899	Oil Wiper Pin, Blade to Hanger	2

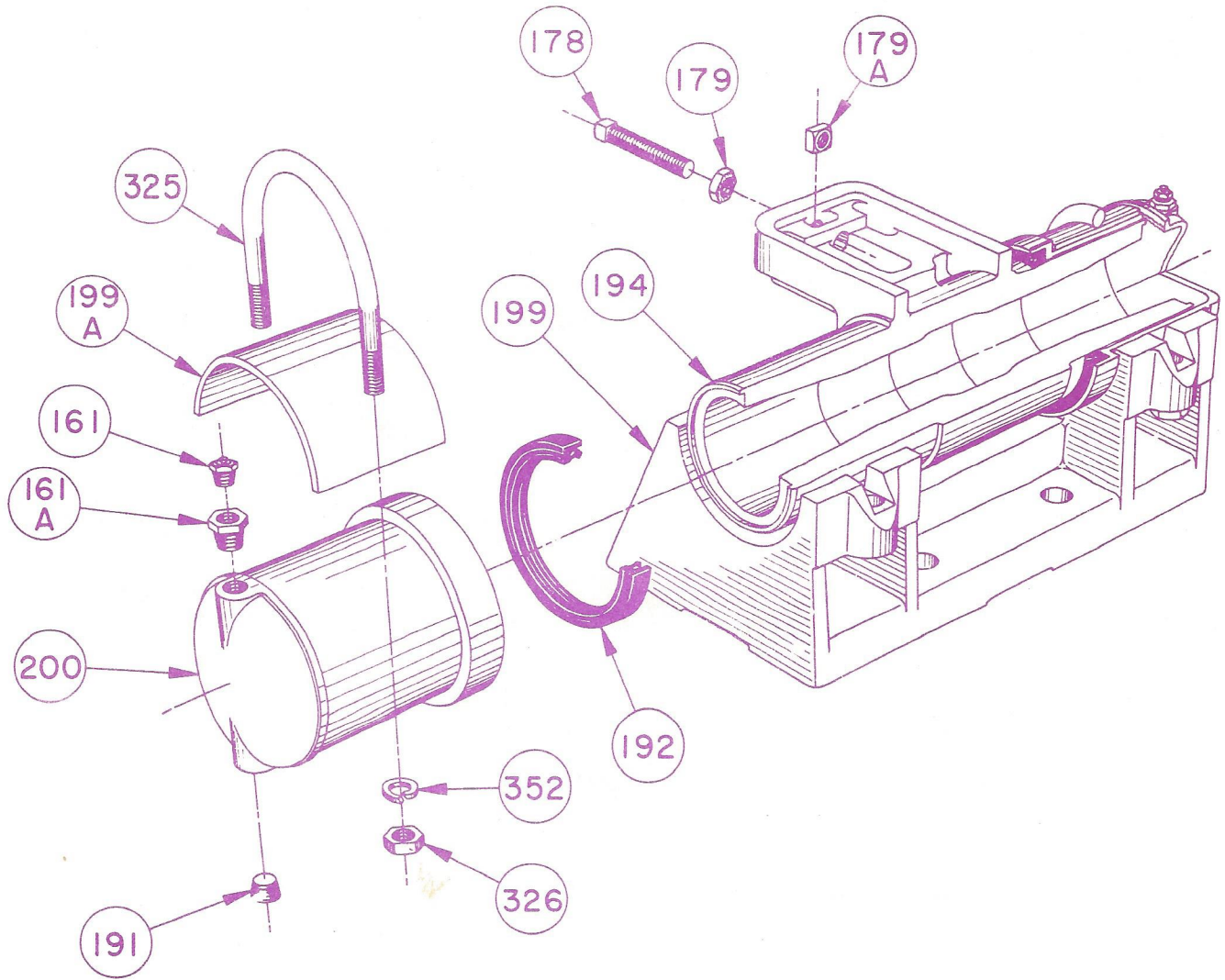
# Bethlehem <sup>BG</sup> PUMPING UNITS

*Miller Reduc. # A-2*



<u>Item No.</u>	<u>Part No.</u>	<u>Description</u>	<u>No. Req'd.</u>
	66865		
	CM 34941	WRIST PIN BEARING ASSEMBLY 4SL	1
75	AP 29221	Gasket, W. P. Bearing Housing	1
76	CM 29225	Cap, Bearing	1
77	923907	Pipe Plug	1
78	907250	Cap Screw Hex Head	6
80	CM 29224	Housing, W. P. Bearing	1
83	AP 29222	Bearing, Spherical Roller	1
84	920370	Oil Seal	1
85	BM 34940	Wrist Pin	1
86	916268	Cotter Key	1
87	AM 05226	Nut, Wrist Pin	1
161	AP 04811	Alemite Relief Fitting 1/8" #317400	1
268	AP 23226	Snap Ring	1
292	AP 14327	Alemite Fitting	1

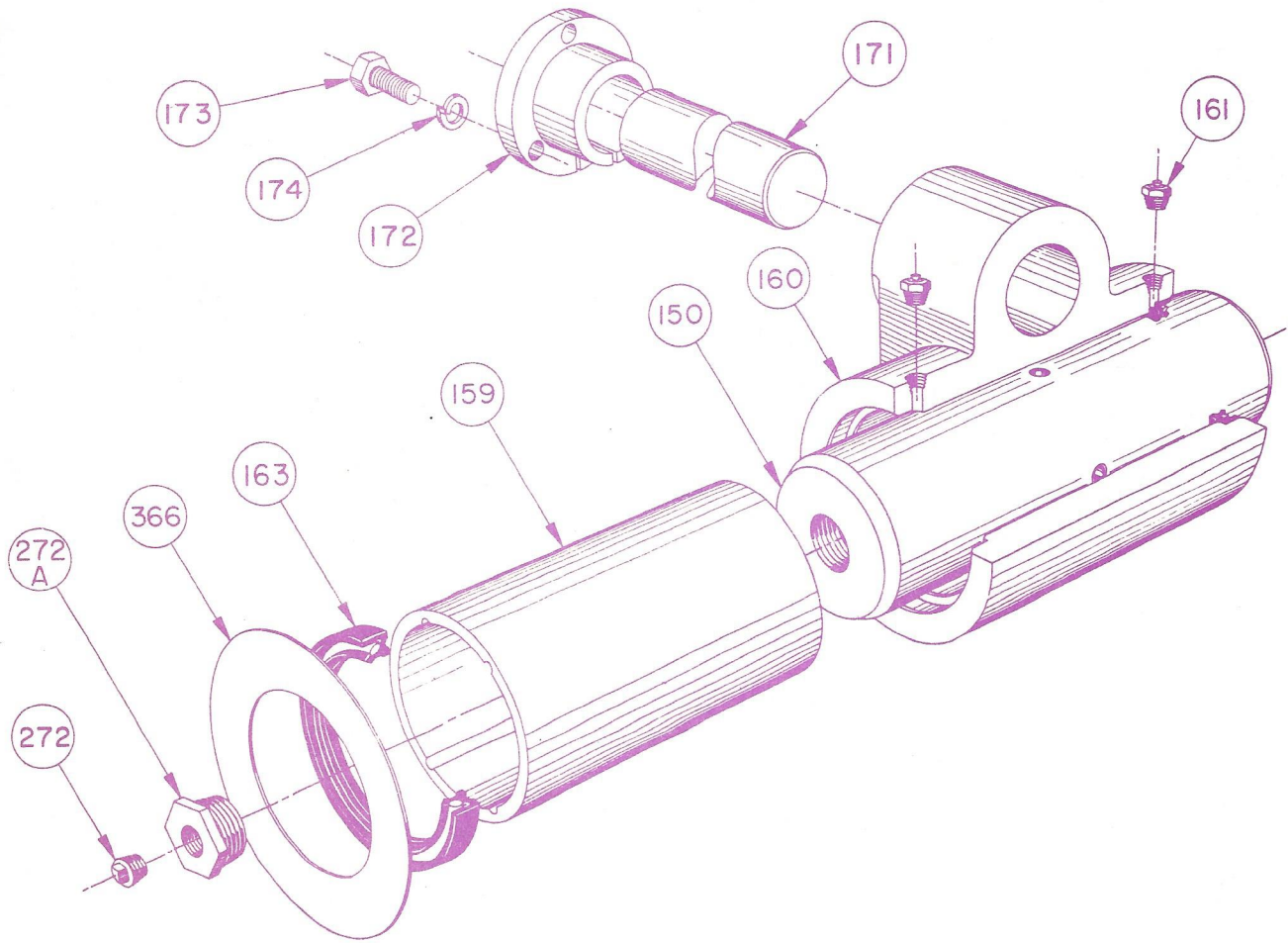
# Bethlehem <sup>BG</sup> PUMPING UNITS



<u>Item No.</u>	<u>Part No.</u>	<u>Description</u>	<u>No. Req'd.</u>
	TM 06242	ASSEMBLY, SADDLE BEARING #C75	1
161	AP 34160	Alemite Relief Fitting, 1/8" #317400	2
161-A	925042	Pipe Bushing, 3/8" x 1/8"	2
178	908350	Bolt, Adjusting, 1" x 6" Cup Point Set Screw	2
179	903116	Nut, Hex Jam 1"	2
179-A	E 765004	Nut, Square 1"	2
191	927803	Pipe Plug, Flush 3/8"	2
192	SP10746	Oil Seal,	2
194	YM 60008	Saddle	1
199	DM 34768	Saddle Bearing Base	1
199-A	VM 60010	Saddle Bearing Cap	2
200	WM 05793	Bushing, Saddle	2
325	VM 60009	U-Bolt 1"	2
326	903016	Nut, Hex 1"	4
352	904118	Lock Washer 1"	4



# Bethlehem <sup>BG</sup> PUMPING UNITS



<u>Item No.</u>	<u>Part No.</u>	<u>Description</u>	<u>No. Req'd.</u>
		ASSEMBLY, EQUALIZER BEARING #E-37	1
150	BM 34440 ✓	Shaft, Equalizer Bearing	1
159	AM 34438 ✓	Bushing, Equalizer Bearing	1
160	BM 34439 ✓	Housing, Equalizer Bearing	1
161	AP 34160	Alemite Relief Fitting 1/8" #317400	2
163	E 920510 ✓	Oil Seal	2
171	AM 28305	Pin, Equalizer Bearing to Beam	1
172	AM 28311	Adjusting Bushing, Bearing to Beam	1
173	907416	Cap Screw, for Adj. Bushing	3
174	904114	Lockwasher	3
272	923802	Pipe Plug	1
272-A	925244	Pipe Bushing	1
366	JM 29408 ✓	Shim, Equalizer Bearing	2