





SADDLE BEARING ASSEMBLY




PITMAN BEARING ASSEMBLY




GEARBOX AND
CRANK ARMS



HORSEHEAD ADJUSTING
SCREWS



BRAKE ASSEMBLY AND
MOTOR MOUNTS



WRIST PIN
ASSEMBLY